

FOR
Cleaning**Make up**

It is required to clean regularly for carpets otherwise dust will settle down deep inside when you step on it.

Carpets should not be beaten or whisked, if it is possible use vacuum cleaner daily. You must use the highest power first and then by using little water and carpet shampoo try to clean the area and take the dampness by vacuum cleaner or dry cloth like paper towel etc.

The carpet should not be washed. You must use carpet shampoo. Must follow the instructions. You need to dry immediately and should not be left for sundry.

The carpet must be kept away from detergent hard surface cleaner, hypochlorite or hypochloric acid. Carpet shampoo will be enough for general cleaning.

You should not leave heavy objects on the same spot for a long time.

Whatever the carpet material is please keep away from anything hotter than 70 c like tea, water or iron.

Any liquid spilled over carpet must be cleaned immediately. Accessive liquid must be sucked by vacuum or any dry cloth or paper and then must be cleaned according to the rules placed in this manual.

You need to get in touch with the professionals for the spots occurred on your carpet.


The carpet must be rolled without any bend must be kept in a dry place horizontally without putting anything on it. You do not need to use naphthalene for couple of months.

The carpet should not be left in the sun.

You must be careful for the carpet under heavy objects not to tear overlock or back stitch while pulling.

Be aware of the hard and sharp things while carrying.


It is inevitable that more and less used areas will be differentiated by time. To avoid this keep changing the direction of the carpet regularly.

HAZIRLAYAN YÖNETİM TEMSİLCİSİ Textile Engineer SEDA PINAR	ONAYLAYAN GENEL MÜDÜR 
---	--

Please take into consideration when buying new carpet that newly bought and used carpet will never be the same as color and shadowwise.

Polypropylene carpets easily have tendency to felt and deformation because of the nature of the material. You need to consider to use them less traffic areas.

Light colored carpets shows the dirt more so you need to consider this while doing the color selection for future use. Just keep in mind that none of the cleaners can clean a dirt fully without damaging it.

HAZIRLAYAN YÖNETİM TEMSİLCİSİ <i>Textile Engineer</i> <i>SEDA PINAR</i>	ONAYLAYAN GENEL MÜDÜR 
--	---

Dök No:CMT1,Yayın Tar:02.01.2016,Rev Tar:--,Rev No:00

8. Org. San. Böl. 83551 Nolu Cad. No:8 Başpınar / GAZİANTEP
Tel.: 0.342 337 83 28 - 4 Hat Fax: 0.342 337 83 29
Gaziantep V.D. : 195 016 2826

CMT HALI

HOW TO CLEAN EACH STAIN

Candle/paraffin

Drying paper on the spot and iron it warmly, tampon with perkylotlyn and shampoo

İodine

Tampon with solid amoniac

Glue/polisher

Wipe with thinner or perkylotlyn and tampon with warm water and then shampoo

Water base paint

If the stain is new tampon with cold water. If it is dried it will be difficult. Contact with professionals

Mud

Wait till its dry and then vacuum it

Blood

After tampon with cold water shampoo. If stain stays use 5% amoniac solution

Vomit/pee/feces

50/50 water vinegar mix ortampon with white spirit then shampoo

Mercurio crom

Wipe with One third of white spirit and two third of water

Furniture polish or floor polish

Use Pure alcohol or perklotlyn then shampoo if stain persists 5% amoniac with warm water or white spirit

İnk

After making sure it is completely dry with drying paper tampon with 30% white spirit 70% water solution then shampoo. You also can use pure lemon juice.

Rust

Wipe with water 3 % potassium oxelat solution

Nail polish

Tampon with acetone and shampoo

Ball point pen

Use perklotlyn or white spirit

Cleaning materials

Warm water

Not more than 50c hot water

Amoniac

You can purchase from pharmacy

White spirit

You can find in pharmacy or markets

Potassium oxelatte

Pharmacy or chemistry stores

Perklotlyn

Dry cleaning stuff. Dry cleaners or chemistry stores

Tamponing

Compressing the clean towel cloth or paper towel folded couple of times for drying purposes

HAZIRLAYAN

YÖNETİM TEMSİLCİSİ

Textile Engineer Şiirar
SEDA PIRAR

ONAYLAYAN

GENEL MÜDÜR

 **CMT**
HALI, FULİN ve OZNA SAN. ve TİC. A.Ş.

Dök No:CMT1,Yayın Tar:02.01.2016,Rev Tar:--,Rev No:00

5. Org. San. Böl. 8350 Nolu Cad. No:8 Başpınar / GAZİANTEP
Tel.: 0.342 337 83 29 - 4 Hat Fax: 0.342 337 83 29
Beykent V.D. : 195 016 2826

CMT HALI

HOW TO CLEAN EACH STAIN

FOR

True for Cleaning

Make up

Alcoholic beverages

Shampoo the stain and tampon with white spirit .

Beer

Tampon with a solution %3white spirit to warm water.

Tea/coffee

If it persists after shampoo tampon with white spirit or 10% ammonia

Water

Get the water with absorbing cloth and tampon with white spirit or shampoo

Wine/lemonade

50/50 water and vinegar and use shampoo

Jam/syrup/fruit juice

Tampon with warm water if persists use thinner or perkloretylen

Milk/milk with cacao/ yoghurt

Shampoo and use 5% amoniac with water if persist use thinner or perkloretylen

Fruit and food

Use warm water

Chocolate/caramel/sweet

Warm water or use 5% amoniac as tampon

Egg

After tamponing with 5% amoniac use shampoo

Tomato paste/sauce/butter/oil

Shampoo after tamponing with thinner or perkloretylen if it persists use 5% amoniac tampon

Sugar

Shampoo after warm water tampon

Chewing gum

After taking the chewing gum with knife tampon with perkloretlyn

Mustard/ketchup/moyaneise

First 10% amoniac solution and then perkloretylen if persists shampoo

Lawn/green vegetable/flower

Wipe with white spirit

Shoe polish

First thinner and white spirit and shampoo finally

Medicine/cosmetic


Use thinner or perkyloretlyn then shampoo. If it persists wipe with 5% amoniac or white spirit

Tar/machine oil/fuel oil

Tampon with thinner or perklotyren then shampoo. Do it again with white spirit and shampoo again

Mold

Tampon with amoniac water solution

HAZIRLAYAN	ONAYLAYAN
YÖNETİM TEMSİLCİSİ	GENEL MÜDÜR
<i>Textile Engineer</i> <i>SEDA PINAR</i>	 <i>[Signature]</i>

Dök No:CMT1,Yayın Tar:02.01.2016,Rev Tar:--,Rev No:00

Ş. Org. San. B.İ. 43564 Nolu Cad. No:6 Başpınar / GAZİANTEP
Tel.: 0.342 337 83 26 - 4 Hat Fax: 0.342 337 83 29
Başlıktı V.D. : 195 016 2826

CMT HALI

HOW TO CLEAN EACH STAIN

Shampooing

Wiping the carpet smoothly with carpet shampoo or foam with minimum water

HAZIRLAYAN

YÖNETİM TEMSİLCİSİ

Textile Engineer SEDA PIRNAR

ONAYLAYAN

GENEL MÜDÜR

C.C.M.T.
HALI / PİLİS - GIDA SAN. VE TİC. A.Ş. SİTİ

Dök No:CMT1,Yayın Tar:02.01.2016,Rev Tar:--,Rev No:00

5. Org. San. Böl. 8.2.01 No: Cad. No: 8 Binyar / GAZİANTEP
Tel.: 0.342 337 83 26 - 4 Hat Fax: 0.342 337 83 29
Gazikent V.D.: 195 016 2896

FOR
Cleaning**Make up**

1st step

Try to start cleaning as soon as the stain occurred. Otherwise in some conditions it will be harder to clean and sometimes impossible to remove the stain

2step

The main purpose must be removing the dirt by using least chemical possible. Therefore remove the dirt physically as much as possible before starting to clean

3 step

Never press while wiping this will cause pushing the dirt more deeper into the carpet

4 step

Since the carpet has three dimension even at the first cleaning the dirt will disappear but after drying it will reappear again therefore try to clean the carpet one or more times

5th step

When using shampoo use only the foam do not use the watered shampoo itself. This will act as dirt agent

6th step

While wiping wipe from outside to the center , for the success of cleaning it is important not to spread the dirt

7step

Never use hypochlorine or acid for cleaning purposes. These chemicals will cause color fading and will damage to the materials of the carpet

8 step

If you are going to use something different than we have recommended here first try in an area relatively less seen area to make sure it is safe to use

HAZIRLAYAN	ONAYLAYAN
YÖNETİM TEMSİLCİSİ <i>Textile Engineer</i> <i>SEDA PINAR</i>	GENEL MÜDÜR 